

# MMA Catalyst

## Hychem International

Chemwatch: 9013-36

Version No: 2.1

Safety Data Sheet according to Work Health and Safety Regulations (Hazardous Chemicals) 2023 and ADG requirements

Initial Date: 02/04/2026

Revision Date: 02/04/2026

Print Date: 02/04/2026

S.GHS.AUS.EN.E

### SECTION 1 Identification of the substance / mixture and of the company / undertaking

#### Product Identifier

Product name	MMA Catalyst
Chemical Name	Not Applicable
Synonyms	Matacryl Catalyst; Polyac Catalyst; Hycryl Catalyst; Perkadox GB-50X
Proper shipping name	ORGANIC PEROXIDE TYPE D, SOLID
Chemical formula	Not Applicable
Other means of identification	Not Available

#### Relevant identified uses of the substance or mixture and uses advised against

Relevant identified uses	Curing agent. Use according to manufacturer's directions.
--------------------------	--

#### Details of the manufacturer or importer of the safety data sheet

Registered company name	Hychem International
Address	Unit 1, 30 Bluett Drive Smeaton Grange NSW 2567 Australia
Telephone	+61 2 4646 1660
Fax	+61 2 4647 3700
Website	<a href="http://www.hychem.com.au">www.hychem.com.au</a>
Email	admin@hychem.com.au

#### Emergency telephone number

Association / Organisation	CHEMWATCH EMERGENCY RESPONSE (24/7)
Emergency telephone number(s)	+61 1800 951 288 (ID#: 9013-36)
Other emergency telephone number(s)	+61 3 9573 3188

### SECTION 2 Hazards identification

#### Classification of the substance or mixture

Poisons Schedule	S5
Classification [1]	Organic Peroxides Type D, Sensitisation (Skin) Category 1, Serious Eye Damage/Eye Irritation Category 2A, Hazardous to the Aquatic Environment Acute Hazard Category 1, Hazardous to the Aquatic Environment Long-Term Hazard Category 1
Legend:	1. Classified by Chemwatch; 2. Classification drawn from HCIS; 3. Classification drawn from Regulation (EU) No 1272/2008 - Annex VI

#### Label elements

Hazard pictogram(s)	
Signal word	Danger

#### Hazard statement(s)

H242	Heating may cause a fire.
H317	May cause an allergic skin reaction.
H319	Causes serious eye irritation.
H410	Very toxic to aquatic life with long lasting effects.

#### Precautionary statement(s) Prevention

P210	Keep away from heat, hot surfaces, sparks, open flames and other ignition sources. No smoking.
P234	Keep only in original packaging.
P235	Keep cool.
P240	Ground and bond container and receiving equipment.

P280	Wear protective gloves, protective clothing, eye protection and face protection.
P261	Avoid breathing dust/fumes.
P273	Avoid release to the environment.
P264	Wash all exposed external body areas thoroughly after handling.
P272	Contaminated work clothing should not be allowed out of the workplace.

**Precautionary statement(s) Response**

P370+P378	In case of fire: Use water jets to extinguish.
P302+P352	IF ON SKIN: Wash with plenty of water and soap.
P305+P351+P338	IF IN EYES: Rinse cautiously with water for several minutes. Remove contact lenses, if present and easy to do. Continue rinsing.
P333+P313	If skin irritation or rash occurs: Get medical advice/attention.
P337+P313	If eye irritation persists: Get medical advice/attention.
P362+P364	Take off contaminated clothing and wash it before reuse.
P391	Collect spillage.

**Precautionary statement(s) Storage**

P403	Store in a well-ventilated place.
P411	Store at temperatures not exceeding ...°C/...°F.
P410	Protect from sunlight.

**Precautionary statement(s) Disposal**

P501	Dispose of contents/container to authorised hazardous or special waste collection point in accordance with any local regulation.
------	--

No further product hazard information.

**SECTION 3 Composition / information on ingredients****Substances**

See section below for composition of Mixtures

**Mixtures**

CAS No	%[weight]	Name
94-36-0	48-52	<u>dibenzoyl peroxide</u>
7631-86-9	1-2	<u>silica amorphous</u>
<b>Legend:</b>	1. Classified by Chemwatch; 2. Classification drawn from HCIS; 3. Classification drawn from Regulation (EU) No 1272/2008 - Annex VI; 4. Classification drawn from C&L; * EU IOELVs available	

**SECTION 4 First aid measures****Description of first aid measures**

<b>Eye Contact</b>	<p>If this product comes in contact with the eyes:</p> <ul style="list-style-type: none"> <li>▶ Immediately hold the eyelids apart and flush the eye with 2% sodium carbonate solution or 5% sodium ascorbate solution then wash continuously for at least 15 minutes with fresh running water.</li> <li>▶ Ensure complete irrigation of the eye by keeping eyelids apart and away from eye and moving the eyelids by occasionally lifting the upper and lower lids.</li> <li>▶ Transport to hospital (or doctor) without further delay.</li> <li>▶ Removal of contact lenses should only be undertaken by trained personnel.</li> </ul>
<b>Skin Contact</b>	<p>If skin contact occurs:</p> <ul style="list-style-type: none"> <li>▶ Immediately remove all contaminated clothing, including footwear.</li> <li>▶ Flush skin and hair with running water (and soap if available).</li> <li>▶ Seek medical attention in event of irritation.</li> </ul>
<b>Inhalation</b>	<ul style="list-style-type: none"> <li>▶ If fumes or combustion products are inhaled remove from contaminated area.</li> <li>▶ Lay patient down. Keep warm and rested.</li> <li>▶ Prostheses such as false teeth, which may block airway, should be removed, where possible, prior to initiating first aid procedures.</li> <li>▶ Apply artificial respiration if not breathing, preferably with a demand valve resuscitator, bag-valve mask device, or pocket mask as trained. Perform CPR if necessary.</li> <li>▶ Transport to hospital, or doctor, without delay.</li> </ul>
<b>Ingestion</b>	<ul style="list-style-type: none"> <li>▶ For advice, contact a Poisons Information Centre or a doctor at once.</li> <li>▶ Urgent hospital treatment is likely to be needed.</li> <li>▶ <b>If swallowed do NOT induce vomiting.</b></li> <li>▶ If vomiting occurs, lean patient forward or place on left side (head-down position, if possible) to maintain open airway and prevent aspiration.</li> <li>▶ Observe the patient carefully.</li> <li>▶ Never give liquid to a person showing signs of being sleepy or with reduced awareness; i.e. becoming unconscious.</li> <li>▶ Give water to rinse out mouth, then provide liquid slowly and as much as casualty can comfortably drink.</li> <li>▶ Transport to hospital or doctor without delay.</li> </ul>

**Indication of any immediate medical attention and special treatment needed**

Toxic myocarditis may follow ingestion of oxidizing agents such as peroxides.

**BASIC TREATMENT**

- ▶ Establish a patent airway with suction where necessary.
- ▶ Watch for signs of respiratory insufficiency and assist ventilation as necessary.
- ▶ Administer oxygen by non-rebreather mask at 10 to 15 l/min.

Continued...

- ▶ Monitor and treat, where necessary, for pulmonary oedema .
- ▶ Monitor and treat, where necessary, for shock.
- ▶ Anticipate seizures .
- ▶ **DO NOT use emetics.** Where ingestion is suspected rinse mouth and give up to 200 ml water (5 ml/kg recommended) for dilution where patient is able to swallow, has a strong gag reflex and does not drool.
- ▶ **DO NOT attempt neutralisation as exothermic reaction may occur.**
- ▶ Skin burns should be covered with dry, sterile bandages, following decontamination.

#### ADVANCED TREATMENT

- ▶ Consider orotracheal or nasotracheal intubation for airway control in unconscious patient or where respiratory arrest has occurred.
- ▶ Positive-pressure ventilation using a bag-valve mask might be of use.
- ▶ Monitor and treat, where necessary, for arrhythmias.
- ▶ Start an IV D5W TKO. If signs of hypovolaemia are present use lactated Ringers solution. Fluid overload might create complications.
- ▶ Drug therapy should be considered for pulmonary oedema.
- ▶ Hypotension with signs of hypovolaemia requires the cautious administration of fluids. Fluid overload might create complications.
- ▶ Treat seizures with diazepam.
- ▶ Proparacaine hydrochloride should be used to assist eye irrigation.

BRONSTEIN, A.C. and CURRANCE, P.L.

EMERGENCY CARE FOR HAZARDOUS MATERIALS EXPOSURE: 2nd Ed. 1994

## SECTION 5 Firefighting measures

### Extinguishing media

#### FOR SMALL FIRE:

- ▶ Water spray, foam, CO2 or dry chemical.
- ▶ **DO NOT** use water jets.

#### FOR LARGE FIRE:

- ▶ Flood fire area with water from a distance.

### Special hazards arising from the substrate or mixture

<b>Fire Incompatibility</b>	<ul style="list-style-type: none"> <li>▶ Avoid storage with reducing agents.</li> <li>▶ Avoid any contamination of this material as it is very reactive and any contamination is potentially hazardous</li> </ul>
-----------------------------	---

### Advice for firefighters

<b>Fire Fighting</b>	<ul style="list-style-type: none"> <li>▶ Alert Fire Brigade and tell them location and nature of hazard.</li> <li>▶ May be violently or explosively reactive.</li> <li>▶ Wear full body protective clothing with breathing apparatus.</li> <li>▶ Prevent, by any means available, spillage from entering drains or water courses.</li> <li>▶ Consider evacuation (or protect in place).</li> <li>▶ Fight fire from a safe distance, with adequate cover.</li> <li>▶ Extinguishers should be used only by trained personnel.</li> <li>▶ Use water delivered as a fine spray to control fire and cool adjacent area.</li> <li>▶ Avoid spraying water onto liquid pools.</li> <li>▶ <b>DO NOT</b> approach containers suspected to be hot.</li> <li>▶ Cool fire exposed containers with water spray from a protected location.</li> <li>▶ If safe to do so, remove containers from path of fire.</li> <li>▶ If fire gets out of control withdraw personnel and warn against entry.</li> <li>▶ Equipment should be thoroughly decontaminated after use.</li> </ul>
<b>Fire/Explosion Hazard</b>	<ul style="list-style-type: none"> <li>▶ Combustible solid which burns but propagates flame with difficulty; it is estimated that most organic dusts are combustible (circa 70%) - according to the circumstances under which the combustion process occurs, such materials may cause fires and / or dust explosions.</li> <li>▶ Organic powders when finely divided over a range of concentrations regardless of particulate size or shape and suspended in air or some other oxidizing medium may form explosive dust-air mixtures and result in a fire or dust explosion (including secondary explosions).</li> <li>▶ Avoid generating dust, particularly clouds of dust in a confined or unventilated space as dusts may form an explosive mixture with air, and any source of ignition, i.e. flame or spark, will cause fire or explosion. Dust clouds generated by the fine grinding of the solid are a particular hazard; accumulations of fine dust (420 micron or less) may burn rapidly and fiercely if ignited - particles exceeding this limit will generally not form flammable dust clouds; once initiated, however, larger particles up to 1400 microns diameter will contribute to the propagation of an explosion.</li> <li>▶ In the same way as gases and vapours, dusts in the form of a cloud are only ignitable over a range of concentrations; in principle, the concepts of lower explosive limit (LEL) and upper explosive limit (UEL) are applicable to dust clouds but only the LEL is of practical use; - this is because of the inherent difficulty of achieving homogeneous dust clouds at high temperatures (for dusts the LEL is often called the "Minimum Explosible Concentration", MEC).</li> <li>▶ When processed with flammable liquids/vapors/mists, ignitable (hybrid) mixtures may be formed with combustible dusts. Ignitable mixtures will increase the rate of explosion pressure rise and the Minimum Ignition Energy (the minimum amount of energy required to ignite dust clouds - MIE) will be lower than the pure dust in air mixture. The Lower Explosive Limit (LEL) of the vapour/dust mixture will be lower than the individual LELs for the vapors/mists or dusts.</li> <li>▶ A dust explosion may release of large quantities of gaseous products; this in turn creates a subsequent pressure rise of explosive force capable of damaging plant and buildings and injuring people.</li> <li>▶ Usually the initial or primary explosion takes place in a confined space such as plant or machinery, and can be of sufficient force to damage or rupture the plant. If the shock wave from the primary explosion enters the surrounding area, it will disturb any settled dust layers, forming a second dust cloud, and often initiate a much larger secondary explosion. All large scale explosions have resulted from chain reactions of this type.</li> <li>▶ Dry dust can be charged electrostatically by turbulence, pneumatic transport, pouring, in exhaust ducts and during transport.</li> <li>▶ Build-up of electrostatic charge may be prevented by bonding and grounding.</li> <li>▶ Powder handling equipment such as dust collectors, dryers and mills may require additional protection measures such as explosion venting.</li> <li>▶ All movable parts coming in contact with this material should have a speed of less than 1-meter/sec.</li> <li>▶ A sudden release of statically charged materials from storage or process equipment, particularly at elevated temperatures and/ or pressure, may result in ignition especially in the absence of an apparent ignition source.</li> <li>▶ One important effect of the particulate nature of powders is that the surface area and surface structure (and often moisture content) can vary widely from sample to sample, depending of how the powder was manufactured and handled; this means that it is virtually impossible to use flammability data published in the literature for dusts (in contrast to that published for gases and vapours).</li> <li>▶ Autoignition temperatures are often quoted for dust clouds (minimum ignition temperature (MIT)) and dust layers (layer ignition temperature (LIT)); LIT generally falls as the thickness of the layer increases.</li> </ul> <p>Combustion products include:</p> <ul style="list-style-type: none"> <li>▶ carbon monoxide (CO)</li> <li>▶ carbon dioxide (CO2)</li> <li>▶ silicon dioxide (SiO2)</li> </ul>

## MMA Catalyst

	<ul style="list-style-type: none"> <li>▶ other pyrolysis products typical of burning organic material.</li> <li>▶ Benzoyl peroxide decomposes when heated with formation of dense white toxic smoke of benzoic acid, phenyl benzoate, terphenyls, biphenyls, and carbon dioxide.</li> <li>▶ Organic peroxides provide internal oxygen for combustion, so burn intensely.</li> <li>▶ Simple smothering actions are not effective against established fires.</li> </ul> <p>NOTE: A Type D Organic Peroxide:</p> <ul style="list-style-type: none"> <li>▶ may partially detonate</li> <li>▶ does not deflagrate rapidly and</li> <li>▶ shows no violent effect when heated under confinement</li> </ul>
HAZCHEM	1WE

## SECTION 6 Accidental release measures

## Personal precautions, protective equipment and emergency procedures

See section 8

## Environmental precautions

See section 12

## Methods and material for containment and cleaning up

Minor Spills	<ul style="list-style-type: none"> <li>▶ Clean up all spills immediately.</li> <li>▶ No smoking, naked lights, ignition sources.</li> <li>▶ Avoid all contact with any organic matter including fuel, solvents, sawdust, paper or cloth and other incompatible materials, as ignition may result.</li> <li>▶ Avoid breathing dust or vapours and all contact with skin and eyes.</li> <li>▶ Control personal contact with the substance, by using protective equipment.</li> <li>▶ Contain and absorb spill with dry sand, earth, inert material or vermiculite.</li> <li>▶ <b>DO NOT use sawdust as fire may result.</b></li> <li>▶ Scoop up solid residues and seal in labelled drums for disposal.</li> <li>▶ Neutralise/decontaminate area.</li> </ul>
Major Spills	<ul style="list-style-type: none"> <li>▶ Clear area of personnel and move upwind.</li> <li>▶ Alert Fire Brigade and tell them location and nature of hazard.</li> <li>▶ May be violently or explosively reactive.</li> <li>▶ Wear full body protective clothing with breathing apparatus.</li> <li>▶ Prevent, by any means available, spillage from entering drains or water course.</li> <li>▶ Consider evacuation (or protect in place).</li> <li>▶ No smoking, flames or ignition sources.</li> <li>▶ Increase ventilation.</li> <li>▶ Contain spill with sand, earth or other clean, inert materials.</li> <li>▶ <b>NEVER</b> use organic absorbents such as sawdust, paper, cloth; as fire may result.</li> <li>▶ Avoid any contamination by organic matter.</li> <li>▶ Use spark-free and explosion-proof equipment.</li> <li>▶ Collect any recoverable product into labelled containers for possible recycling.</li> <li>▶ <b>DO NOT mix fresh with recovered material.</b></li> <li>▶ Collect residues and seal in labelled drums for disposal.</li> <li>▶ Wash area and prevent runoff into drains.</li> <li>▶ Decontaminate equipment and launder all protective clothing before storage and re-use.</li> <li>▶ If contamination of drains or waterways occurs advise emergency services.</li> </ul>

Personal Protective Equipment advice is contained in Section 8 of the SDS.

## SECTION 7 Handling and storage

## Precautions for safe handling

Safe handling	<ul style="list-style-type: none"> <li>▶ Mix only as much as is required</li> <li>▶ <b>DO NOT return the mixed material to original containers</b></li> </ul> <p>For oxidisers, including peroxides.</p> <ul style="list-style-type: none"> <li>· Avoid personal contact and inhalation of dust, mist or vapours.</li> <li>· Provide adequate ventilation.</li> <li>· Always wear protective equipment and wash off any spillage from clothing.</li> <li>· Keep material away from light, heat, flammables or combustibles.</li> <li>· Keep cool, dry and away from incompatible materials.</li> <li>· Avoid physical damage to containers.</li> <li>· <b>DO NOT repack or return unused portions to original containers.</b> Withdraw only sufficient amounts for immediate use.</li> <li>· Use only minimum quantity required.</li> <li>· Avoid using solutions of peroxides in volatile solvents. Solvent evaporation should be controlled to avoid dangerous concentration of the peroxide.</li> <li>· <b>Do NOT allow oxidisers to contact iron or compounds of iron, cobalt, or copper, metal oxide salts, acids or bases.</b></li> <li>· <b>Do NOT use metal spatulas to handle oxidisers</b></li> <li>· <b>Do NOT use glass containers with screw cap lids or glass stoppers.</b></li> <li>· <b>Store peroxides at the lowest possible temperature, consistent with their solubility and freezing point.</b></li> <li>· <b>CAUTION: Do NOT store liquids or solutions of peroxides at a temperature below that at which the oxidiser freezes or precipitates.</b></li> </ul> <p>Peroxides, in particular, in this form are extremely shock and heat-sensitive. Refrigerated storage of peroxides must ONLY be in explosion-proof units.</p> <ul style="list-style-type: none"> <li>· The hazards and consequences of fires and explosions during synthesis and use of oxidisers is widely recognised; spontaneous or induced decomposition may culminate in a variety of ways, ranging from moderate gassing to spontaneous ignition or explosion. The heat released from spontaneous decomposition of an energy-rich compound causes a rise in the surrounding temperature; the temperature will rise until thermal balance is established or until the material heats to decomposition,</li> <li>· The most effective means for minimising the consequences of an accident is to limit quantities to a practical minimum. Even gram-scale explosions can be serious. Once ignited the burning of peroxides cannot be controlled and the area should be evacuated.</li> <li>· Unless there is compelling reason to do otherwise, peroxide concentration should be limited to 10% (or less with vigorous reactants).</li> </ul> <p>Peroxide concentration is rarely as high as 1% in the reaction mixture of polymerisation or other free-radical reactions,</p> <ul style="list-style-type: none"> <li>· Oxidisers should be added slowly and cautiously to the reaction medium. This should be completed prior to heating and with good agitation.</li> <li>· Addition oxidisers to the hot monomer is extremely dangerous. A violent reaction (e.g., fire or explosion) can result from inadvertent mixing of promoters (frequently used with peroxides in polymerisation systems) with full-strength oxidisers</li> <li>· Organic peroxides are very sensitive to contamination (especially heavy-metal compounds, metal oxide salts, alkaline materials including amines, strong acids, and many varieties of dust and dirt). This can initiate rapid, uncontrolled decomposition of peroxides and possible</li> </ul>
---------------	---

Continued...

	<p>generation of intense heat, fire or explosion The consequences of accidental contamination from returning withdrawn material to the storage container can be disastrous.</p> <ul style="list-style-type: none"> <li>- When handling <b>NEVER</b> smoke, eat or drink.</li> <li>- Always wash hands with soap and water after handling.</li> <li>- Use only good occupational work practice.</li> <li>- Observe manufacturer's storage and handling recommendations contained within this SDS. <ul style="list-style-type: none"> <li>▶ Organic powders when finely divided over a range of concentrations regardless of particulate size or shape and suspended in air or some other oxidizing medium may form explosive dust-air mixtures and result in a fire or dust explosion (including secondary explosions)</li> <li>▶ Minimise airborne dust and eliminate all ignition sources. Keep away from heat, hot surfaces, sparks, and flame.</li> <li>▶ Establish good housekeeping practices.</li> <li>▶ Remove dust accumulations on a regular basis by vacuuming or gentle sweeping to avoid creating dust clouds.</li> <li>▶ Use continuous suction at points of dust generation to capture and minimise the accumulation of dusts. Particular attention should be given to overhead and hidden horizontal surfaces to minimise the probability of a "secondary" explosion. According to NFPA Standard 654, dust layers 1/32 in.(0.8 mm) thick can be sufficient to warrant immediate cleaning of the area.</li> <li>▶ Do not use air hoses for cleaning.</li> <li>▶ Minimise dry sweeping to avoid generation of dust clouds. Vacuum dust-accumulating surfaces and remove to a chemical disposal area. Vacuums with explosion-proof motors should be used.</li> <li>▶ Control sources of static electricity. Dusts or their packages may accumulate static charges, and static discharge can be a source of ignition.</li> <li>▶ Solids handling systems must be designed in accordance with applicable standards (e.g. NFPA including 654 and 77) and other national guidance.</li> <li>▶ Do not empty directly into flammable solvents or in the presence of flammable vapors.</li> <li>▶ The operator, the packaging container and all equipment must be grounded with electrical bonding and grounding systems. Plastic bags and plastics cannot be grounded, and antistatic bags do not completely protect against development of static charges.</li> </ul> </li> </ul> <p>Empty containers may contain residual dust which has the potential to accumulate following settling. Such dusts may explode in the presence of an appropriate ignition source.</p> <ul style="list-style-type: none"> <li>▶ <b>Do NOT cut, drill, grind or weld such containers.</b></li> <li>▶ In addition ensure such activity is not performed near full, partially empty or empty containers without appropriate workplace safety authorisation or permit.</li> </ul>
Other information	<ul style="list-style-type: none"> <li>▶ Store in original containers in an isolated approved flammable materials storage area.</li> <li>▶ Keep containers securely sealed as supplied.</li> <li>▶ <b>WARNING: Gradual decomposition during storage in sealed containers may lead to a large pressure build-up and subsequent explosion.</b></li> <li>▶ No smoking, naked lights, heat or ignition sources.</li> <li>▶ Store in a cool, dry, well ventilated area.</li> <li>▶ Store under cover and away from sunlight.</li> <li>▶ Store below safe storage (control) temperature. Always store below 35 deg.C.</li> <li>▶ Store away from flammable or combustible materials, debris and waste. Contact may cause fire or violent reaction.</li> <li>▶ Store away from incompatible materials.</li> <li>▶ Store away from foodstuff containers</li> <li>▶ <b>DO NOT stack on wooden floors or wooden pallets.</b></li> <li>▶ Protect containers against physical damage.</li> <li>▶ Check regularly for spills and leaks.</li> <li>▶ Observe manufacturer's storage and handling recommendations contained within this SDS.</li> <li>▶ Keep locked up.</li> <li>▶ Restrictions may apply on quantities and to other materials permitted in the same location.</li> </ul> <p><b>FOR MINOR QUANTITIES:</b> Ensure that:</p> <ul style="list-style-type: none"> <li>▶ packages are not opened in storage area,</li> <li>▶ the goods are kept at least 3 metres from sources of heat as well as all other dangerous goods and all other materials which might react with this material might react to cause a fire, a chemical reaction or explosion,</li> <li>▶ materials for absorbing and neutralising spills are kept near the storage;</li> <li>▶ procedures are displayed at the storage describing actions to be taken in the event of a spill or fire.</li> <li>▶ adequate numbers and types of portable fire extinguisher are provided in or near the storage area.</li> </ul> <p><b>FOR PACKAGE STORAGE:</b></p> <ul style="list-style-type: none"> <li>▶ If the material is stored in an indoor fireproof cabinet, the cabinet must be vented to outside the building containing the cabinet.</li> <li>▶ Packages must be protected from exposure to weather unless the packages are: (i) sole packages of more than 20 l capacity (ii) of metallic or plastic construction (iii) securely closed and are not to be opened in the storage area (iv) stored in such a manner that rain water, contaminated with the material, is collected and disposed of safely.</li> <li>▶ Packages must <b>NOT</b> be located in a basement or other place below ground level.</li> <li>▶ The store has a smooth non-combustible floor or a floor coated to prevent impregnation by the material.</li> <li>▶ There are no open drains, traps, tunnels or pits under the floor where molten material might collect or be confined.</li> <li>▶ Drainage must be provided so that in the event of fire, molten material may be collected and confined.</li> <li>▶ Drainage and kerbing must be provided so that in the event of fire, molten material will flow clear of buildings and other storage areas.</li> <li>▶ Pallets and dunnage used to store the material must be coated to prevent impregnation</li> <li>▶ Materials for absorbing and neutralising spills must be kept near the storage.</li> <li>▶ Adequate portable fire extinguishers are provided.</li> <li>▶ Ensure proper stock-control measures are maintained to prevent prolonged storage of dangerous goods.</li> </ul>
<b>Conditions for safe storage, including any incompatibilities</b>	
Suitable container	<ul style="list-style-type: none"> <li>▶ Metal packagings meeting the test criteria of Packing Group I, must <b>NOT</b> be used; this avoids unnecessary confinement.</li> <li>▶ Packagings for organic peroxides must be constructed so that none of the materials, which are in contact with the contents, will catalyse or otherwise dangerously affect the properties of their contents.</li> <li>▶ For combination packages, cushioning materials must not be readily combustible and must <b>NOT</b> cause decomposition of the organic peroxide if leakage occurs.</li> <li>▶ Generally only stainless steel 316, polyethylene or glass lined equipment is suitable for use when working with organic peroxides.</li> </ul> <p>NOTE: Dangerous decomposition reactions may occur at or above the SADT (self-accelerating decomposition temperature). Under certain circumstances explosion or fire may result. Contact with incompatible substances may cause decomposition at or below the SADT.</p> <ul style="list-style-type: none"> <li>▶ Some plastics may be incompatible with this material, check with manufacturer for storage suitability.</li> <li>▶ <b>DO NOT repack.</b> Use containers supplied by manufacturer only.</li> <li>▶ Check that containers are clearly labelled</li> <li>▶ Type D Solid Organic Peroxides, UN 3106, UN 3116 are to be packed to the requirements of Packing method OP7B of the ADG Code, with maximum mass of 50 kg.</li> <li>▶ Steel, Aluminium, Plastic drum / container or plastic inner receptacle in fibre-board or metal outer container.</li> </ul>
Storage incompatibility	<p>For benzoyl peroxide:</p> <ul style="list-style-type: none"> <li>▶ Avoid reaction with acids, alkalis, oxidising and reducing agents, metals and metal oxides, and combustible materials.</li> <li>▶ Amines and solutions of cobalt salts used as promoters and accelerators in polyester compounds if mixed with benzoyl peroxide will cause spontaneous decomposition (detonation).</li> <li>▶ Alkalis cause rapid decomposition of benzoyl peroxide with generation of large volumes of carbon dioxide gas (CO<sub>2</sub>) and may pressurise containers.</li> </ul>

- ▶ Avoid contact with copper, brass, lead and zinc.
- ▶ Confined storage of the dry chemical may lead to decomposition and explosion.
- ▶ Extremely reactive oxidiser.
- ▶ An explosive that is sensitive to friction, shock, and heat.
- ▶ May decompose below its melting point (103 C).
- ▶ Fire and/ or explosion may result from contamination with alcohols, amines, aniline, N,N-dimethylaniline, ethers, polymerisation catalysts, lithium aluminium carbide, lithium tetrahydroaluminate, metallic naphthenates, methyl methacrylate, organic matter, charcoal.
- ▶ Attacks some plastics, rubber and coatings.

The substance may be or contains a "metalloid"

The following elements are considered to be metalloids; boron, silicon, germanium, arsenic, antimony, tellurium and (possibly) polonium. Unlike most metals, most metalloids are amphoteric- that is they can act as both an acid and a base. For instance, arsenic forms not only salts such as arsenic halides, by the reaction with certain strong acid, but it also forms arsenites by reactions with strong bases.

Most metalloids have a multiplicity of oxidation states or valences. For instance, tellurium has the oxidation states +2, -2, +4, and +6. Metalloids react like non-metals when they react with metals and act like metals when they react with non-metals.

- ▶ As a class, organic peroxides are amongst the most hazardous materials commonly used in the workplace or laboratory. Several are highly flammable and extremely sensitive to shock, heat, spark, friction, impact and light and readily react with strong oxidising and reducing agents.
- ▶ Organic compounds, especially finely divided materials, can ignite on contact with concentrated peroxides.
- ▶ Strongly reduced material such as sulfides, nitrides, and hydrides may react explosively with peroxides.
- ▶ Separate from mineral acids, strong alkalis, paint driers, polyester or FRP resin accelerators, promoters, amines, aluminium, zinc, cast iron, copper and brass, lead, manganese, vanadium, cobalt, mercury.
- ▶ There are few chemical classes that do not at least produce heat when mixed with peroxides.
- ▶ Many peroxide reactions produce explosions or generate gases (toxic and nontoxic).
- ▶ Generally dilute solutions of peroxides are safe but the presence of a transition metal (such as cobalt, iron, manganese, nickel or vanadium) as an impurity may cause rapid decomposition with a build-up of heat, and even explosion.
- ▶ Solutions of peroxides often become explosive when evaporated to dryness or near-dryness.
- ▶ Each peroxide compound is characterised by specific, condition-dependent rate of composition. A change in conditions (e.g., increased temperature) can cause the rate of decomposition to auto-accelerate, culminating in violent explosion.
- ▶ Most organic peroxides (especially lower molecular weight compounds) are unstable and should not be stored at temperatures exceeding 30 degrees C - shelf life is usually inversely related to storage temperature.
- ▶ Lower molecular weight members of the group are unstable and prone to explode when heated or treated with organic acids.
- ▶ Peroxide sensitivity may be related to heat of decomposition, activation energy and reaction kinetics. Some peroxides that are usually regarded as being relatively innocuous may become highly hazardous under certain conditions.
- ▶ The potential energy of organic peroxides is low compared with that of conventional explosives but high enough to be very hazardous.

44perorg

- ▶ Incidents involving interaction of active oxidants and reducing agents, either by design or accident, are usually very energetic and examples of so-called redox reactions.
- ▶ Organic peroxides as a class are highly reactive.
- ▶ They are thermally unstable and prone to undergoing exothermic self-accelerating decomposition.
- ▶ Organic peroxides may decompose explosively, burn rapidly, be impact and/or friction sensitive and react dangerously with many other substances.
- ▶ Amines and polyester accelerators (cobalt salts, for example) if mixed with organic peroxides / organic peroxide mixtures will cause rapid / spontaneous decomposition with fire / explosion hazard.
- ▶ Avoid any contamination.
- ▶ Avoid finely divided combustible materials
- ▶ Avoid all external heat.
- ▶ Avoid mixing or reaction with acids, alkalis, reducing agents, metal powders, metal oxides, transition metals and their compounds.
- ▶ Alkalies decompose peroxides / peroxide mixtures and may generate large volumes of carbon dioxide and pressurize containers.
- ▶ Avoid contact with copper, brass and zinc (containers or stirrers, for example)

Silicas:

- ▶ react with hydrofluoric acid to produce silicon tetrafluoride gas
- ▶ react with xenon hexafluoride to produce explosive xenon trioxide
- ▶ reacts exothermically with oxygen difluoride, and explosively with chlorine trifluoride (these halogenated materials are not commonplace industrial materials) and other fluorine-containing compounds
- ▶ may react with fluorine, chlorates
- ▶ are incompatible with strong oxidisers, manganese trioxide, chlorine trioxide, strong alkalis, metal oxides, concentrated orthophosphoric acid, vinyl acetate
- ▶ may react vigorously when heated with alkali carbonates.
- ▶ Avoid strong acids, bases.
- ▶ Avoid any contamination of this material as it is very reactive and any contamination is potentially hazardous
- ▶ Peroxides decompose over time and give off oxygen.
- ▶ Peroxides require controlled storage for stability.
- ▶ **DANGER: Explosion hazard, never mix peroxides with accelerators or promoters.**
- ▶ Avoid storage with reducing agents.

## SECTION 8 Exposure controls / personal protection

### Control parameters

#### Occupational Exposure Limits (OEL)

#### INGREDIENT DATA

Source	Ingredient	Material name	TWA	STEL	Peak	Notes
Australia Exposure Standards	dibenzoyl peroxide	Benzoyl peroxide	5 mg/m3	Not Available	Not Available	Not Available
Australia Workplace exposure limits for airborne contaminants (WEL list) (Effective from 1 December 2026) - Appendix A - Workplace Exposure Limits	dibenzoyl peroxide	Benzoyl peroxide	5 mg/m3	Not Available	Not Available	Not Available
Australia Exposure Standards	silica amorphous	Silica gel	10 mg/m3	Not Available	Not Available	(a) This value is for inhalable dust containing no asbestos and < 1% crystalline silica.
Australia Exposure Standards	silica amorphous	Silica - Amorphous: Fume (thermally)	2 mg/m3	Not Available	Not Available	(e) Containing no asbestos and < 1% crystalline silica.

Continued...


MMA Catalyst

Source	Ingredient	Material name	TWA	STEL	Peak	Notes
		generated)(respirable dust)				
Australia Exposure Standards	silica amorphous	Silica - Amorphous: Precipitated silica	10 mg/m3	Not Available	Not Available	(a) This value is for inhalable dust containing no asbestos and < 1% crystalline silica.
Australia Exposure Standards	silica amorphous	Fumed silica (respirable dust)	2 mg/m3	Not Available	Not Available	Not Available
Australia Exposure Standards	silica amorphous	Silica - Amorphous: Diatomaceous earth (uncalcined)	10 mg/m3	Not Available	Not Available	(a) This value is for inhalable dust containing no asbestos and < 1% crystalline silica.
Australia Exposure Standards	silica amorphous	Precipitated silica	10 mg/m3	Not Available	Not Available	(a) This value is for inhalable dust containing no asbestos and < 1% crystalline silica.
Australia Exposure Standards	silica amorphous	Diatomaceous earth (uncalcined)	10 mg/m3	Not Available	Not Available	(a) This value is for inhalable dust containing no asbestos and < 1% crystalline silica.
Australia Exposure Standards	silica amorphous	Silica - Amorphous: Fumed silica (respirable dust)	2 mg/m3	Not Available	Not Available	Not Available
Australia Exposure Standards	silica amorphous	Silica - Amorphous: Silica gel	10 mg/m3	Not Available	Not Available	(a) This value is for inhalable dust containing no asbestos and < 1% crystalline silica.
Australia Workplace exposure limits for airborne contaminants (WEL list) (Effective from 1 December 2026) - Appendix A - Workplace Exposure Limits	silica amorphous	Silica - Amorphous: Fumed Silica (respirable dust)	2 mg/m3	Not Available	Not Available	Containing no asbestos and < 1% crystalline silica.
Australia Workplace exposure limits for airborne contaminants (WEL list) (Effective from 1 December 2026) - Appendix A - Workplace Exposure Limits	silica amorphous	Silica - Amorphous: Silica Fume (thermally generated) (respirable dust)	2 mg/m3	Not Available	Not Available	Containing no asbestos and < 1% crystalline silica.
Australia Workplace exposure limits for airborne contaminants (WEL list) (Effective from 1 December 2026) - Appendix A - Workplace Exposure Limits	silica amorphous	Silica - Amorphous: Diatomaceous earth (uncalcined)	10 mg/m3	Not Available	Not Available	Containing no asbestos and < 1% crystalline silica.
Australia Workplace exposure limits for airborne contaminants (WEL list) (Effective from 1 December 2026) - Appendix A - Workplace Exposure Limits	silica amorphous	Silica - Amorphous: Silica gel	10 mg/m3	Not Available	Not Available	Containing no asbestos and < 1% crystalline silica.
Australia Workplace exposure limits for airborne contaminants (WEL list) (Effective from 1 December 2026) - Appendix A - Workplace Exposure Limits	silica amorphous	Silica - Amorphous: Precipitated silica	10 mg/m3	Not Available	Not Available	Containing no asbestos and < 1% crystalline silica.

Exposure controls

<b>Appropriate engineering controls</b>	<p>Engineering controls are used to remove a hazard or place a barrier between the worker and the hazard. Well-designed engineering controls can be highly effective in protecting workers and will typically be independent of worker interactions to provide this high level of protection. The basic types of engineering controls are:</p> <p>Process controls which involve changing the way a job activity or process is done to reduce the risk.</p> <p>Enclosure and/or isolation of emission source which keeps a selected hazard "physically" away from the worker and ventilation that strategically "adds" and "removes" air in the work environment. Ventilation can remove or dilute an air contaminant if designed properly. The design of a ventilation system must match the particular process and chemical or contaminant in use.</p> <p>Employers may need to use multiple types of controls to prevent employee overexposure.</p> <ul style="list-style-type: none"> <li>▶ Employees exposed to confirmed human carcinogens should be authorized to do so by the employer, and work in a regulated area.</li> <li>▶ Work should be undertaken in an isolated system such as a "glove-box" . Employees should wash their hands and arms upon completion of the assigned task and before engaging in other activities not associated with the isolated system.</li> <li>▶ Within regulated areas, the carcinogen should be stored in sealed containers, or enclosed in a closed system, including piping systems, with any sample ports or openings closed while the carcinogens are contained within.</li> <li>▶ Open-vessel systems are prohibited.</li> <li>▶ Each operation should be provided with continuous local exhaust ventilation so that air movement is always from ordinary work areas to the operation.</li> <li>▶ Exhaust air should not be discharged to regulated areas, non-regulated areas or the external environment unless decontaminated. Clean make-up air should be introduced in sufficient volume to maintain correct operation of the local exhaust system.</li> <li>▶ For maintenance and decontamination activities, authorized employees entering the area should be provided with and required to wear clean, impervious garments, including gloves, boots and continuous-air supplied hood. Prior to removing protective garments the employee should undergo decontamination and be required to shower upon removal of the garments and hood.</li> <li>▶ Except for outdoor systems, regulated areas should be maintained under negative pressure (with respect to non-regulated areas).</li> <li>▶ Local exhaust ventilation requires make-up air be supplied in equal volumes to replaced air.</li> <li>▶ Laboratory hoods must be designed and maintained so as to draw air inward at an average linear face velocity of 0.76 m/sec with a minimum of 0.64 m/sec. Design and construction of the fume hood requires that insertion of any portion of the employees body, other than hands and arms, be disallowed.</li> </ul>
---	--

MMA Catalyst

<p><b>Individual protection measures, such as personal protective equipment</b></p>	
<p><b>Eye and face protection</b></p>	<ul style="list-style-type: none"> <li>▶ Chemical goggles.</li> <li>▶ Full face shield may be required for supplementary but never for primary protection of eyes.</li> <li>▶ Contact lenses may pose a special hazard; soft contact lenses may absorb and concentrate irritants. A written policy document, describing the wearing of lenses or restrictions on use, should be created for each workplace or task. This should include a review of lens absorption and adsorption for the class of chemicals in use and an account of injury experience. Medical and first-aid personnel should be trained in their removal and suitable equipment should be readily available. In the event of chemical exposure, begin eye irrigation immediately and remove contact lens as soon as practicable. Lens should be removed at the first signs of eye redness or irritation - lens should be removed in a clean environment only after workers have washed hands thoroughly. [CDC NIOSH Current Intelligence Bulletin 59], [AS/NZS 1336 or national equivalent]</li> </ul>
<p><b>Skin protection</b></p>	<p>See Hand protection below</p>
<p><b>Hands/feet protection</b></p>	<ul style="list-style-type: none"> <li>▶ Wear chemical protective gloves, e.g. PVC.</li> <li>▶ Wear safety footwear or safety gumboots, e.g. Rubber</li> </ul> <p><b>NOTE:</b></p> <ul style="list-style-type: none"> <li>▶ The material may produce skin sensitisation in predisposed individuals. Care must be taken, when removing gloves and other protective equipment, to avoid all possible skin contact.</li> <li>▶ Contaminated leather items, such as shoes, belts and watch-bands should be removed and destroyed.</li> </ul> <p>The selection of suitable gloves does not only depend on the material, but also on further marks of quality which vary from manufacturer to manufacturer. Where the chemical is a preparation of several substances, the resistance of the glove material can not be calculated in advance and has therefore to be checked prior to the application.</p> <p>The exact break through time for substances has to be obtained from the manufacturer of the protective gloves and has to be observed when making a final choice.</p> <p>Personal hygiene is a key element of effective hand care. Gloves must only be worn on clean hands. After using gloves, hands should be washed and dried thoroughly. Application of a non-perfumed moisturiser is recommended.</p> <p>Suitability and durability of glove type is dependent on usage. Important factors in the selection of gloves include:</p> <ul style="list-style-type: none"> <li>- frequency and duration of contact,</li> <li>- chemical resistance of glove material,</li> <li>- glove thickness and</li> <li>- dexterity</li> </ul> <p>Select gloves tested to a relevant standard (e.g. Europe EN 374, US F739, AS/NZS 2161.1 or national equivalent).</p> <ul style="list-style-type: none"> <li>- When prolonged or frequently repeated contact may occur, a glove with a protection class of 5 or higher (breakthrough time greater than 240 minutes according to EN 374, AS/NZS 2161.10.1 or national equivalent) is recommended.</li> <li>- When only brief contact is expected, a glove with a protection class of 3 or higher (breakthrough time greater than 60 minutes according to EN 374, AS/NZS 2161.10.1 or national equivalent) is recommended.</li> </ul> <ul style="list-style-type: none"> <li>- Some glove polymer types are less affected by movement and this should be taken into account when considering gloves for long-term use.</li> <li>- Contaminated gloves should be replaced.</li> </ul> <p>As defined in ASTM F-739-96 in any application, gloves are rated as:</p> <ul style="list-style-type: none"> <li>- Excellent when breakthrough time &gt; 480 min</li> <li>- Good when breakthrough time &gt; 20 min</li> <li>- Fair when breakthrough time &lt; 20 min</li> <li>- Poor when glove material degrades</li> </ul> <p>For general applications, gloves with a thickness typically greater than 0.35 mm, are recommended.</p> <p>It should be emphasised that glove thickness is not necessarily a good predictor of glove resistance to a specific chemical, as the permeation efficiency of the glove will be dependent on the exact composition of the glove material. Therefore, glove selection should also be based on consideration of the task requirements and knowledge of breakthrough times.</p> <p>Glove thickness may also vary depending on the glove manufacturer, the glove type and the glove model. Therefore, the manufacturers technical data should always be taken into account to ensure selection of the most appropriate glove for the task.</p> <p>Note: Depending on the activity being conducted, gloves of varying thickness may be required for specific tasks. For example:</p> <ul style="list-style-type: none"> <li>- Thinner gloves (down to 0.1 mm or less) may be required where a high degree of manual dexterity is needed. However, these gloves are only likely to give short duration protection and would normally be just for single use applications, then disposed of.</li> <li>- Thicker gloves (up to 3 mm or more) may be required where there is a mechanical (as well as a chemical) risk i.e. where there is abrasion or puncture potential</li> </ul> <p>Gloves must only be worn on clean hands. After using gloves, hands should be washed and dried thoroughly. Application of a non-perfumed moisturiser is recommended.</p> <ul style="list-style-type: none"> <li>▶ <b>DO NOT wear cotton or cotton-backed gloves.</b></li> <li>▶ <b>DO NOT wear leather gloves.</b></li> <li>▶ Promptly hose all spills off leather shoes or boots or ensure that such footwear is protected with PVC over-shoes.</li> </ul>
<p><b>Body protection</b></p>	<p>See Other protection below</p>
<p><b>Other protection</b></p>	<ul style="list-style-type: none"> <li>▶ Employees working with confirmed human carcinogens should be provided with, and be required to wear, clean, full body protective clothing (smocks, coveralls, or long-sleeved shirt and pants), shoe covers and gloves prior to entering the regulated area. [AS/NZS ISO 6529:2006 or national equivalent]</li> <li>▶ Employees engaged in handling operations involving carcinogens should be provided with, and required to wear and use half-face filter-type respirators with filters for dusts, mists and fumes, or air purifying canisters or cartridges. A respirator affording higher levels of protection may be substituted. [AS/NZS 1715 or national equivalent]</li> <li>▶ Emergency deluge showers and eyewash fountains, supplied with potable water, should be located near, within sight of, and on the same level with locations where direct exposure is likely.</li> <li>▶ Prior to each exit from an area containing confirmed human carcinogens, employees should be required to remove and leave protective clothing and equipment at the point of exit and at the last exit of the day, to place used clothing and equipment in impervious containers at the point of exit for purposes of decontamination or disposal. The contents of such impervious containers must be identified with suitable labels. For maintenance and decontamination activities, authorized employees entering the area should be provided with and required to wear clean, impervious garments, including gloves, boots and continuous-air supplied hood.</li> <li>▶ Prior to removing protective garments the employee should undergo decontamination and be required to shower upon removal of the garments and hood.</li> <li>▶ Overalls.</li> <li>▶ PVC Apron.</li> <li>▶ PVC protective suit may be required if exposure severe.</li> <li>▶ Eyewash unit.</li> <li>▶ Ensure there is ready access to a safety shower.</li> <li>▶ Some plastic personal protective equipment (PPE) (e.g. gloves, aprons, overshoes) are not recommended as they may produce static electricity.</li> <li>▶ For large scale or continuous use wear tight-weave non-static clothing (no metallic fasteners, cuffs or pockets).</li> <li>▶ Non sparking safety or conductive footwear should be considered. Conductive footwear describes a boot or shoe with a sole made from a conductive compound chemically bound to the bottom components, for permanent control to electrically ground the foot an shall dissipate static electricity from the body to reduce the possibility of ignition of volatile compounds. Electrical resistance must range</li> </ul>

between 0 to 500,000 ohms. Conductive shoes should be stored in lockers close to the room in which they are worn. Personnel who have been issued conductive footwear should not wear them from their place of work to their homes and return.

### Respiratory protection

Type -P Filter of sufficient capacity. (AS/NZS 1716 & 1715, EN 143:2000 & 149:2001, ANSI Z88 or national equivalent)

Required Minimum Protection Factor	Half-Face Respirator	Full-Face Respirator	Powered Air Respirator
up to 10 x ES	P1 Air-line*	- -	PAPR-P1 -
up to 50 x ES	Air-line**	P2	PAPR-P2
up to 100 x ES	-	P3	-
		Air-line*	-
100+ x ES	-	Air-line**	PAPR-P3

\* - Negative pressure demand \*\* - Continuous flow

A(All classes) = Organic vapours, B AUS or B1 = Acid gasses, B2 = Acid gas or hydrogen cyanide(HCN), B3 = Acid gas or hydrogen cyanide(HCN), E = Sulfur dioxide(SO<sub>2</sub>), G = Agricultural chemicals, K = Ammonia(NH<sub>3</sub>), Hg = Mercury, NO = Oxides of nitrogen, MB = Methyl bromide, AX = Low boiling point organic compounds(below 65 degC)

- Respirators may be necessary when engineering and administrative controls do not adequately prevent exposures.
- The decision to use respiratory protection should be based on professional judgment that takes into account toxicity information, exposure measurement data, and frequency and likelihood of the worker's exposure - ensure users are not subject to high thermal loads which may result in heat stress or distress due to personal protective equipment (powered, positive flow, full face apparatus may be an option).
- Published occupational exposure limits, where they exist, will assist in determining the adequacy of the selected respiratory protection. These may be government mandated or vendor recommended.
- Certified respirators will be useful for protecting workers from inhalation of particulates when properly selected and fit tested as part of a complete respiratory protection program.
- Where protection from nuisance levels of dusts are desired, use type N95 (US) or type P1 (EN143) dust masks. Use respirators and components tested and approved under appropriate government standards such as NIOSH (US) or CEN (EU)
- Use approved positive flow mask if significant quantities of dust becomes airborne.
- Try to avoid creating dust conditions.

Where significant concentrations of the material are likely to enter the breathing zone, a Class P3 respirator may be required.

Class P3 particulate filters are used for protection against highly toxic or highly irritant particulates.

Filtration rate: Filters at least 99.95% of airborne particles

Suitable for:

- Relatively small particles generated by mechanical processes eg. grinding, cutting, sanding, drilling, sawing.
- Sub-micron thermally generated particles e.g. welding fumes, fertilizer and bushfire smoke.
- Biologically active airborne particles under specified infection control applications e.g. viruses, bacteria, COVID-19, SARS
- Highly toxic particles e.g. Organophosphate Insecticides, Radionuclides, Asbestos

Note: P3 Rating can only be achieved when used with a Full Face Respirator or Powered Air-Purifying Respirator (PAPR). If used with any other respirator, it will only provide filtration protection up to a P2 rating.

## SECTION 9 Physical and chemical properties

### Information on basic physical and chemical properties

Appearance	White powder with faint characteristic odour; insoluble in water.		
Physical state	Divided Solid	Relative density (Water = 1)	0.64 (bulk)
Odour	Characteristic	Partition coefficient n-octanol / water	Not Available
Odour threshold	Not Available	Auto-ignition temperature (°C)	520
pH (as supplied)	Not Applicable	Decomposition temperature (°C)	Not Available
Melting point / freezing point (°C)	Not Available	Viscosity (cSt)	Not Applicable
Initial boiling point and boiling range (°C)	Not Applicable	Molecular weight (g/mol)	Not Applicable
Flash point (°C)	Not Available	Taste	Not Available
Evaporation rate	Not Available	Explosive properties	Not Available
Flammability	Not Applicable	Oxidising properties	Not Available
Upper Explosive Limit (%)	Not Available	Surface Tension (dyn/cm or mN/m)	Not Applicable
Lower Explosive Limit (%)	Not Available	Volatile Component (%vol)	Not Available
Vapour pressure (kPa)	Not Applicable	Gas group	Not Available
Solubility in water	Immiscible	pH as a solution (1%)	Not Applicable
Vapour density (Air = 1)	Not Available	VOC g/L	Not Available
Heat of Combustion (kJ/g)	Not Available	Ignition Distance (cm)	Not Available
Flame Height (cm)	Not Available	Flame Duration (s)	Not Available
Enclosed Space Ignition Time Equivalent (s/m <sup>3</sup> )	Not Available	Enclosed Space Ignition Deflagration Density (g/m <sup>3</sup> )	Not Available

## SECTION 10 Stability and reactivity

Reactivity	See section 7
Chemical stability	<ul style="list-style-type: none"> <li>Unstable in the presence of incompatible materials.</li> <li>Product is considered stable under normal handling conditions.</li> <li>Prolonged exposure to heat.</li> <li>Hazardous polymerisation will not occur.</li> </ul>

	<p>NOTE:</p> <ul style="list-style-type: none"> <li>▶ A range of exothermic decomposition energies for peroxides is given as 200-340 kJ/mol.</li> <li>▶ The relationship between energy of decomposition and processing hazards has been the subject of discussion; it is suggested that values of energy releases per unit of mass, rather than on a molar mass basis (J/g) be used in the assessment. For example, in open vessel processes (with man-hole size openings, in an industrial setting), substances with exothermic decomposition energies below 500 J/g are unlikely to present a danger, whilst those in closed vessel processes (opening is a safety valve or bursting disk) present some danger where the decomposition energy exceeds 150 J/g.</li> </ul> <p>BREThERICK: Handbook of Reactive Chemical Hazards, 4th Edition</p>
Possibility of hazardous reactions	See section 7
Conditions to avoid	See section 7
Incompatible materials	See section 7
Hazardous decomposition products	See section 5

## SECTION 11 Toxicological information

### Information on toxicological effects

a) Acute Toxicity	Based on available data, the classification criteria are not met.
b) Skin Irritation/Corrosion	Based on available data, the classification criteria are not met.
c) Serious Eye Damage/Irritation	There is sufficient evidence to classify this material as eye damaging or irritating
d) Respiratory or Skin sensitisation	There is sufficient evidence to classify this material as sensitising to skin or the respiratory system
e) Mutagenicity	Based on available data, the classification criteria are not met.
f) Carcinogenicity	Based on available data, the classification criteria are not met.
g) Reproductivity	Based on available data, the classification criteria are not met.
h) STOT - Single Exposure	Based on available data, the classification criteria are not met.
i) STOT - Repeated Exposure	Based on available data, the classification criteria are not met.
j) Aspiration Hazard	Based on available data, the classification criteria are not met.

Inhaled	<p>The material can cause respiratory irritation in some persons. The body's response to such irritation can cause further lung damage. The inhalation of organic peroxide dusts or vapours can produce throat and lung irritation and cause an asthma-like effect. Over-exposure can cause tears, salivation, lethargy, slow breathing, breathing difficulties, headache, weakness, tremor, stupor and swelling of the lung. Persons with impaired respiratory function, airway diseases and conditions such as emphysema or chronic bronchitis, may incur further disability if excessive concentrations of particulate are inhaled.</p> <p>If prior damage to the circulatory or nervous systems has occurred or if kidney damage has been sustained, proper screenings should be conducted on individuals who may be exposed to further risk if handling and use of the material result in excessive exposures.</p>					
Ingestion	<p>Ingestion of organic peroxides may produce nausea, vomiting, abnormal pain, stupor, bluish discoloration of skin and mucous membranes. Inflammation of the heart muscle may also occur.</p> <p>The material has <b>NOT</b> been classified by EC Directives or other classification systems as "harmful by ingestion". This is because of the lack of corroborating animal or human evidence.</p>					
Skin Contact	<p>Skin contact is not thought to have harmful health effects (as classified under EC Directives); the material may still produce health damage following entry through wounds, lesions or abrasions.</p> <p>There is some evidence to suggest that the material may cause mild but significant inflammation of the skin either following direct contact or after a delay of some time. Repeated exposure can cause contact dermatitis which is characterised by redness, swelling and blistering. All organic peroxides are irritating to the skin and if allowed to remain on the skin, may produce inflammation; some are allergenic. Open cuts, abraded or irritated skin should not be exposed to this material.</p> <p>Entry into the blood-stream, through, for example, cuts, abrasions or lesions, may produce systemic injury with harmful effects. Examine the skin prior to the use of the material and ensure that any external damage is suitably protected.</p>					
Eye	<p>Evidence exists, or practical experience predicts, that the material may cause eye irritation in a substantial number of individuals. Prolonged eye contact may cause inflammation characterised by a temporary redness of the conjunctiva (similar to windburn).</p> <p>Eye contact with organic peroxides can cause clouding, redness, swelling and burns of the eye on prolonged contact.</p>					
Chronic	<p>Repeated or long-term occupational exposure is likely to produce cumulative health effects involving organs or biochemical systems. Long-term exposure to respiratory irritants may result in airways disease, involving difficulty breathing and related whole-body problems. Skin contact with the material is more likely to cause a sensitisation reaction in some persons compared to the general population. Amorphous silicas generally are less hazardous than crystalline silicas, but the former can be converted to the latter on heating and subsequent cooling. Inhalation of dusts containing crystalline silicas may lead to silicosis, a disabling lung disease that may take years to develop.</p> <p>Soluble silicates do not exhibit sensitizing potential. Testing in bacterial and animal experiments have not shown any evidence of them causing mutations or birth defects.</p> <p>Prolonged or repeated skin contact with benzoyl peroxide may result in allergic skin reactions even at diluted concentrations. Ingestion results in abdominal pain, low body oxygen and severe depression. Chronic effects of exposure include allergic reactions characterised by redness, itching, oozing, crusting, and scaling of the skin and asthmatic wheezing. Although it does not exhibit complete carcinogenic or tumour-initiating activity, it has been associated with certain tumours of like papillomas and squamous cell carcinomas.</p> <p>Long term exposure to high dust concentrations may cause changes in lung function i.e. pneumoconiosis, caused by particles less than 0.5 micron penetrating and remaining in the lung.</p> <p>Persistent exposure over a long period of time to peroxides produces allergic skin reactions (redness and scaling of the skin) and asthmatic wheezing.</p>					
MMA Catalyst	<table border="1"> <tr> <th>TOXICITY</th> <th>IRRITATION</th> </tr> <tr> <td>Not Available</td> <td>Not Available</td> </tr> </table>	TOXICITY	IRRITATION	Not Available	Not Available	
TOXICITY	IRRITATION					
Not Available	Not Available					

	TOXICITY	IRRITATION
dibenzoyl peroxide	dermal (mammal) LD50: >1000 mg/kg <sup>[2]</sup>	Eye (Rodent - rabbit): 500mg/24H - Mild
	Oral (Rat) LD50: 7710 mg/kg <sup>[2]</sup>	Eye: adverse effect observed (irritating) <sup>[1]</sup>
		Skin (Human - woman): 1% - Moderate
		Skin (Human): 0.5%
		Skin (Human): 5%/48H
		Skin (Human): 5%/8W(intermittent) - Severe
		Skin: no adverse effect observed (not irritating) <sup>[1]</sup>
silica amorphous	dermal (rat) LD50: >2000 mg/kg <sup>[1]</sup>	Eye (Rodent - rabbit): 25mg/24H - Mild
	Inhalation (Rat) LC50: >0.09<0.84 mg/l4h <sup>[1]</sup>	Eye: no adverse effect observed (not irritating) <sup>[1]</sup>
	Oral (Rat) LD50: >1000 mg/kg <sup>[1]</sup>	Skin: no adverse effect observed (not irritating) <sup>[1]</sup>

**Legend:**

1. Value obtained from Europe ECHA Registered Substances - Acute toxicity 2. Value obtained from manufacturer's SDS. Unless otherwise specified data extracted from RTECS - Register of Toxic Effect of chemical Substances

<b>DIBENZOYL PEROXIDE</b>	<p>The following information refers to contact allergens as a group and may not be specific to this product. Contact allergies quickly manifest themselves as contact eczema, more rarely as urticaria or Quincke's oedema. The pathogenesis of contact eczema involves a cell-mediated (T lymphocytes) immune reaction of the delayed type. Other allergic skin reactions, e.g. contact urticaria, involve antibody-mediated immune reactions. The significance of the contact allergen is not simply determined by its sensitisation potential: the distribution of the substance and the opportunities for contact with it are equally important. A weakly sensitising substance which is widely distributed can be a more important allergen than one with stronger sensitising potential with which few individuals come into contact. From a clinical point of view, substances are noteworthy if they produce an allergic test reaction in more than 1% of the persons tested.</p> <p>The material may be irritating to the eye, with prolonged contact causing inflammation. Repeated or prolonged exposure to irritants may produce conjunctivitis.</p> <p>The material may cause skin irritation after prolonged or repeated exposure and may produce on contact skin redness, swelling, the production of vesicles, scaling and thickening of the skin.</p> <p>Benzoyl peroxide may cause double vision, breathing problems, excess saliva and tear formation, redness of the skin and changes in motor activity. It did not produce blood or biochemical adverse effects, gene mutation or evidence of cancer. Repeated oral administration may result in decreased weights of testes and the newborn.</p>		
<b>SILICA AMORPHOUS</b>	<p>Reports indicate high/prolonged exposures to amorphous silicas induced lung fibrosis in experimental animals; in some experiments these effects were reversible. [PATTYS]</p> <p>For silica amorphous: Derived No Adverse Effects Level (NOAEL) in the range of 1000 mg/kg/d.</p> <p>In humans, synthetic amorphous silica (SAS) is essentially non-toxic by mouth, skin or eyes, and by inhalation. Epidemiology studies show little evidence of adverse health effects due to SAS. Repeated exposure (without personal protection) may cause mechanical irritation of the eye and drying/cracking of the skin.</p> <p>When experimental animals inhale synthetic amorphous silica (SAS) dust, it dissolves in the lung fluid and is rapidly eliminated. If swallowed, the vast majority of SAS is excreted in the faeces and there is little accumulation in the body. Following absorption across the gut, SAS is eliminated via urine without modification in animals and humans. SAS is not expected to be broken down (metabolised) in mammals.</p> <p>After ingestion, there is limited accumulation of SAS in body tissues and rapid elimination occurs. Intestinal absorption has not been calculated, but appears to be insignificant in animals and humans. SASs injected subcutaneously are subjected to rapid dissolution and removal. There is no indication of metabolism of SAS in animals or humans based on chemical structure and available data. In contrast to crystalline silica, SAS is soluble in physiological media and the soluble chemical species that are formed are eliminated via the urinary tract without modification.</p> <p>Both the mammalian and environmental toxicology of SASs are significantly influenced by the physical and chemical properties, particularly those of solubility and particle size. SAS has no acute intrinsic toxicity by inhalation. Adverse effects, including suffocation, that have been reported were caused by the presence of high numbers of respirable particles generated to meet the required test atmosphere. These results are not representative of exposure to commercial SASs and should not be used for human risk assessment. Though repeated exposure of the skin may cause dryness and cracking, SAS is not a skin or eye irritant, and it is not a sensitiser.</p> <p>Repeated-dose and chronic toxicity studies confirm the absence of toxicity when SAS is swallowed or upon skin contact.</p> <p>Long-term inhalation of SAS caused some adverse effects in animals (increases in lung inflammation, cell injury and lung collagen content), all of which subsided after exposure.</p> <p>Numerous repeated-dose, subchronic and chronic inhalation toxicity studies have been conducted with SAS in a number of species, at airborne concentrations ranging from 0.5 mg/m<sup>3</sup> to 150 mg/m<sup>3</sup>. Lowest-observed adverse effect levels (LOAELs) were typically in the range of 1 to 50 mg/m<sup>3</sup>. When available, the no-observed adverse effect levels (NOAELs) were between 0.5 and 10 mg/m<sup>3</sup>. The difference in values may be explained by different particle size, and therefore the number of particles administered per unit dose. In general, as particle size decreases so does the NOAEL/LOAEL.</p> <p>Neither inhalation nor oral administration caused neoplasms (tumours). SAS is not mutagenic in vitro. No genotoxicity was detected in in vivo assays. SAS does not impair development of the foetus. Fertility was not specifically studied, but the reproductive organs in long-term studies were not affected.</p> <p>For Synthetic Amorphous Silica (SAS) Repeated dose toxicity Oral (rat), 2 weeks to 6 months, no significant treatment-related adverse effects at doses of up to 8% silica in the diet. Inhalation (rat), 13 weeks, Lowest Observed Effect Level (LOEL) = 1.3 mg/m<sup>3</sup> based on mild reversible effects in the lungs. Inhalation (rat), 90 days, LOEL = 1 mg/m<sup>3</sup> based on reversible effects in the lungs and effects in the nasal cavity.</p> <p>For silane treated synthetic amorphous silica: Repeated dose toxicity: oral (rat), 28-d, diet, no significant treatment-related adverse effects at the doses tested.</p> <p>There is no evidence of cancer or other long-term respiratory health effects (for example, silicosis) in workers employed in the manufacture of SAS. Respiratory symptoms in SAS workers have been shown to correlate with smoking but not with SAS exposure, while serial pulmonary function values and chest radiographs are not adversely affected by long-term exposure to SAS.</p>		
<b>DIBENZOYL PEROXIDE &amp; SILICA AMORPHOUS</b>	<p>The substance is classified by IARC as Group 3: <b>NOT</b> classifiable as to its carcinogenicity to humans. Evidence of carcinogenicity may be inadequate or limited in animal testing.</p>		
<b>Acute Toxicity</b>	✗	<b>Carcinogenicity</b>	✗
<b>Skin Irritation/Corrosion</b>	✗	<b>Reproductivity</b>	✗
<b>Serious Eye Damage/Irritation</b>	✓	<b>STOT - Single Exposure</b>	✗

Respiratory or Skin sensitisation	✓	STOT - Repeated Exposure	✗
Mutagenicity	✗	Aspiration Hazard	✗

**Legend:** ✗ – Data either not available or does not fill the criteria for classification  
 ✓ – Data available to make classification

## SECTION 12 Ecological information

### Toxicity

MMA Catalyst	Endpoint	Test Duration (hr)	Species	Value	Source
	Not Available	Not Available	Not Available	Not Available	Not Available
dibenzoyl peroxide	EC50	72h	Algae or other aquatic plants	0.042mg/l	2
	EC50	48h	Crustacea	0.11mg/l	2
	EC10(ECx)	504h	Crustacea	0.001mg/l	2
	LC50	96h	Fish	0.06mg/l	2
silica amorphous	EC50	72h	Algae or other aquatic plants	14.1mg/l	2
	EC50	48h	Crustacea	>86mg/l	2
	EC50	96h	Algae or other aquatic plants	217.576mg/l	2
	EC0(ECx)	24h	Crustacea	>=10000mg/l	1
	LC50	96h	Fish	1033.016mg/l	2
<b>Legend:</b>	Extracted from 1. IUCLID Toxicity Data 2. Europe ECHA Registered Substances - Ecotoxicological Information - Aquatic Toxicity 3. US EPA, Ecotox database - Aquatic Toxicity Data 4. ECETOC Aquatic Hazard Assessment Data 5. NITE (Japan) - Bioconcentration Data 6. METI (Japan) - Bioconcentration Data 7. Vendor Data				

Very toxic to aquatic organisms, may cause long-term adverse effects in the aquatic environment.

**DO NOT discharge into sewer or waterways.**

### Persistence and degradability

Ingredient	Persistence: Water/Soil	Persistence: Air
dibenzoyl peroxide	LOW (Half-life = 14 days)	LOW (Half-life = 21.25 days)
silica amorphous	LOW	LOW

### Bioaccumulative potential

Ingredient	Bioaccumulation
dibenzoyl peroxide	LOW (LogKOW = 3.46)
silica amorphous	LOW (LogKOW = 0.5294)

### Mobility in soil

Ingredient	Mobility
dibenzoyl peroxide	LOW (Log KOC = 771)
silica amorphous	LOW (Log KOC = 23.74)



## SECTION 13 Disposal considerations

### Waste treatment methods

Product / Packaging disposal	<ul style="list-style-type: none"> <li>▶ Containers may still present a chemical hazard/ danger when empty.</li> <li>▶ Return to supplier for reuse/ recycling if possible.</li> </ul> <p>Otherwise:</p> <ul style="list-style-type: none"> <li>▶ If container can not be cleaned sufficiently well to ensure that residuals do not remain or if the container cannot be used to store the same product, then puncture containers, to prevent re-use, and bury at an authorised landfill.</li> <li>▶ Where possible retain label warnings and SDS and observe all notices pertaining to the product.</li> <li>▶ <b>DO NOT allow wash water from cleaning or process equipment to enter drains.</b></li> <li>▶ It may be necessary to collect all wash water for treatment before disposal.</li> <li>▶ In all cases disposal to sewer may be subject to local laws and regulations and these should be considered first.</li> <li>▶ Where in doubt contact the responsible authority.</li> </ul> <p>For small quantities of oxidising agent:</p> <ul style="list-style-type: none"> <li>▶ Cautiously acidify a 3% solution to pH 2 with sulfuric acid.</li> <li>▶ Gradually add a 50% excess of sodium bisulfite solution with stirring.</li> <li>▶ Add a further 10% sodium bisulfite.</li> <li>▶ If no further reaction occurs (as indicated by a rise in temperature) cautiously add more acid.</li> </ul>
------------------------------	--

## SECTION 14 Transport information

### Labels Required

	
Marine Pollutant	
HAZCHEM	1WE

**Land transport (ADG)**

14.1. UN number or ID number	3106	
14.2. UN proper shipping name	ORGANIC PEROXIDE TYPE D, SOLID	
14.3. Transport hazard class(es)	Class	5.2
	Subsidiary Hazard	Not Applicable
14.4. Packing group	Not Applicable	
14.5. Environmental hazard	Environmentally hazardous	
14.6. Special precautions for user	Special provisions	122 274
	Limited quantity	500 g

**Air transport (ICAO-IATA / DGR)**

14.1. UN number	3106	
14.2. UN proper shipping name	Organic peroxide type D, solid *	
14.3. Transport hazard class(es)	ICAO/IATA Class	5.2
	ICAO / IATA Subsidiary Hazard	Not Applicable
	ERG Code	5L
14.4. Packing group	Not Applicable	
14.5. Environmental hazard	Environmentally hazardous	
14.6. Special precautions for user	Special provisions	A20 A802
	Cargo Only Packing Instructions	570
	Cargo Only Maximum Qty / Pack	10 kg
	Passenger and Cargo Packing Instructions	570
	Passenger and Cargo Maximum Qty / Pack	5 kg
	Passenger and Cargo Limited Quantity Packing Instructions	Forbidden
	Passenger and Cargo Limited Maximum Qty / Pack	Forbidden

**Sea transport (IMDG-Code / GGVSee)**

14.1. UN number	3106	
14.2. UN proper shipping name	ORGANIC PEROXIDE TYPE D, SOLID	
14.3. Transport hazard class(es)	IMDG Class	5.2
	IMDG Subsidiary Hazard	Not Applicable
14.4. Packing group	Not Applicable	
14.5. Environmental hazard	Marine Pollutant	
14.6. Special precautions for user	EMS Number	F-J, S-R
	Special provisions	122 274
	Limited Quantities	500 g

**14.7. Maritime transport in bulk according to IMO instruments****14.7.1. Transport in bulk according to Annex II of MARPOL and the IBC code**

Not Applicable

**14.7.2. Transport in bulk in accordance with MARPOL Annex V and the IMSBC Code**

Product name	Group
dibenzoyl peroxide	Not Applicable
silica amorphous	Not Applicable

**14.7.3. Transport in bulk in accordance with the IGC Code**

Product name	Ship Type
dibenzoyl peroxide	Not Applicable
silica amorphous	Not Applicable

**SECTION 15 Regulatory information****Safety, health and environmental regulations / legislation specific for the substance or mixture****dibenzoyl peroxide is found on the following regulatory lists**

Australia Hazardous Chemical Information System (HCIS) - Hazardous Chemicals  
 Australia Standard for the Uniform Scheduling of Medicines and Poisons (SUSMP) - Schedule 2  
 Australia Standard for the Uniform Scheduling of Medicines and Poisons (SUSMP) - Schedule 4  
 Australia Standard for the Uniform Scheduling of Medicines and Poisons (SUSMP) - Schedule 5  
 Australian Inventory of Industrial Chemicals (AIIC)  
 International Agency for Research on Cancer (IARC) - Agents Classified by the IARC Monographs - Not Classified as Carcinogenic  
 International WHO List of Proposed Occupational Exposure Limit (OEL) Values for Manufactured Nanomaterials (MNMS)

**silica amorphous is found on the following regulatory lists**

Australia Hazardous Chemical Information System (HCIS) - Hazardous Chemicals  
 Australian Inventory of Industrial Chemicals (AIIC)  
 International Agency for Research on Cancer (IARC) - Agents Classified by the IARC Monographs - Not Classified as Carcinogenic  
 International WHO List of Proposed Occupational Exposure Limit (OEL) Values for Manufactured Nanomaterials (MNMS)

**Additional Regulatory Information**

Not Applicable

**National Inventory Status**

National Inventory	Status
Australia - AIIC / Australia Non-Industrial Use	Yes
Canada - DSL	Yes
Canada - NDSL	No (dibenzoyl peroxide)
China - IECSC	Yes
Europe - EINEC / ELINCS / NLP	Yes
Japan - ENCS	Yes
Korea - KECI	Yes
New Zealand - NZIoC	Yes
Philippines - PICCS	Yes
USA - TSCA	All chemical substances in this product have been designated as TSCA Inventory 'Active'
Taiwan - TCSI	Yes
Mexico - INSQ	Yes
Vietnam - NCI	Yes
Russia - FBEPH	Yes
UAE - Control List (Banned/Restricted Substances)	No (dibenzoyl peroxide; silica amorphous)
<b>Legend:</b>	Yes = All CAS declared ingredients are on the inventory No = One or more of the CAS listed ingredients are not on the inventory. These ingredients may be exempt or will require registration.

**SECTION 16 Other information**

<b>Revision Date</b>	02/04/2026
<b>Initial Date</b>	02/04/2026

**SDS Version Summary**

Version	Date of Update	Sections Updated
2.1	02/04/2026	Physical and chemical properties - Appearance, Hazards identification - Classification, Identification of the substance / mixture and of the company / undertaking - Synonyms

**Other information**

Classification of the preparation and its individual components has drawn on official and authoritative sources as well as independent review by the Chemwatch Classification committee using available literature references.

The SDS is a Hazard Communication tool and should be used to assist in the Risk Assessment. Many factors determine whether the reported Hazards are Risks in the workplace or other settings. Risks may be determined by reference to Exposures Scenarios. Scale of use, frequency of use and current or available engineering controls must be considered.

**Definitions and abbreviations**

- ▶ PC - TWA: Permissible Concentration-Time Weighted Average
- ▶ PC - STEL: Permissible Concentration-Short Term Exposure Limit
- ▶ IARC: International Agency for Research on Cancer

- ▶ ACGIH: American Conference of Governmental Industrial Hygienists
- ▶ STEL: Short Term Exposure Limit
- ▶ TEEL: Temporary Emergency Exposure Limit,
- ▶ IDLH: Immediately Dangerous to Life or Health Concentrations
- ▶ ES: Exposure Standard
- ▶ OSF: Odour Safety Factor
- ▶ NOAEL: No Observed Adverse Effect Level
- ▶ LOAEL: Lowest Observed Adverse Effect Level
- ▶ TLV: Threshold Limit Value
- ▶ LOD: Limit Of Detection
- ▶ OTV: Odour Threshold Value
- ▶ BCF: BioConcentration Factors
- ▶ BEI: Biological Exposure Index
- ▶ DNEL: Derived No-Effect Level
- ▶ PNEC: Predicted no-effect concentration
- ▶ MARPOL: International Convention for the Prevention of Pollution from Ships
- ▶ IMSBC: International Maritime Solid Bulk Cargoes Code
- ▶ IGC: International Gas Carrier Code
- ▶ IBC: International Bulk Chemical Code
  
- ▶ AIIC: Australian Inventory of Industrial Chemicals
- ▶ DSL: Domestic Substances List
- ▶ NDSL: Non-Domestic Substances List
- ▶ IECSC: Inventory of Existing Chemical Substance in China
- ▶ EINECS: European INventory of Existing Commercial chemical Substances
- ▶ ELINCS: European List of Notified Chemical Substances
- ▶ NLP: No-Longer Polymers
- ▶ ENCS: Existing and New Chemical Substances Inventory
- ▶ KECI: Korea Existing Chemicals Inventory
- ▶ NZIoC: New Zealand Inventory of Chemicals
- ▶ PICCS: Philippine Inventory of Chemicals and Chemical Substances
- ▶ TSCA: Toxic Substances Control Act
- ▶ TCSI: Taiwan Chemical Substance Inventory
- ▶ INSQ: Inventario Nacional de Sustancias Químicas
- ▶ NCI: National Chemical Inventory
- ▶ FBEPH: Russian Register of Potentially Hazardous Chemical and Biological Substances

This document is copyright.

Apart from any fair dealing for the purposes of private study, research, review or criticism, as permitted under the Copyright Act, no part may be reproduced by any process without written permission from CHEMWATCH.

TEL (+61 3) 9572 4700.